



Newsletter of the

# The Garden Island Orchid Society

Affiliated with the American Orchid Society

May - June 2011

## Coming Events

The GIOS newsletter is published by the Garden Island Orchid Society on a bi-monthly basis. Contact them at P. O. Box 1056, Hanapepe, HI 96716.

### GIOS Board 2010-2011

President: Carol Kanna  
Vice Pres. Gwen Teragawa  
Secretary: Pennie Duke  
Treasurer: Lee Anderson  
Ex Officio: Gwen Teragawa  
News/Publ: Ada Koene, 742-0333,  
[thekoenes@cs.com](mailto:thekoenes@cs.com)  
Membership: Bobbie Agena &  
Marlene Domingcil  
By Laws: Ryan Metzger  
Awards: Mildred Konishi

**General Meeting. Our next general meeting will be June 10, 2011.** It will be held at the United Church of Christ in Hanapepe and will start at 6:00 p.m. This is our annual June Potluck Dinner so please bring your favorite dish. Also call Gwen at 482-0704 or 335-3890 to let her know what kind of dish you will be bringing. Please do not bring display plants this evening.

Al Sugano, Neill Sams, Nancy Nakama, Gwen Teragawa and Mildred Konishi will be set up at different stations for a question and answer period. Al will help with questions regarding Phalaenopsis, Neill with Vanda, Cattleya, and Oncidium, Nancy will cover the Dendrobium culture, Mildred will show how to mount orchids on trees and Gwen will cover honohono.

There will also be a cultural contest of the best Billra. Patricia McCully "Pacific Matriarch" that was mounted on driftwood last August. So bring your plant.

The door prize plants will be given away at the end of the program after the tables and chairs have been put away. Each person must turn in his/her name tag to Bobbie or Stella to get a door prize, then we will help with the planting of the door prize.

### General Meetings 2010/2011:

August 12  
October 14  
December 3 - Christmas Party

Shows:  
August 26, 27, 28 & 29 - Orchids in Paradise

March 30 & 31, 2012 Spring Fantasy

### In this issue

Coming Events

President's Message

Neill Sams, Allen Yamada and Al Sugano Share their Growing Techniques

GIOS Members Tour Na Aina Kai

## President's Message

It is already time for our June meeting/potluck. There is a great program waiting for you—something that most of you requested.

Time to prep your plants for the Fall show. Remember it is your participation that makes our show a highlighted and must see show case.

We are looking forward to seeing you at the pot luck meeting.

**Carol Kanna**

## Neill Sams, Allen Yamada and Al Sugano Share their Growing Techniques

The Garden Island Orchid Society would like to thank Al Sugano, Allen Yamada and Neill Sams for their informative presentation at our April meeting. Linda Gerwick has made notes for us of the highlights of their presentation:



Al started the presentation with information on Phalaenopsis and pots. Air exchange is very important for proper root growth and prevention of root rot. Al explained that he has experimented with

modifying plastic pots to create more air circulation. The design he has settled on to use now is to cut slits in the sides of the plastic pots. This allows the roots to grow out the pots and indicates how important air exchange or circulation is to the health of the plant.

Al said if you have a plant where the roots are growing outside of the pot for a long period of time, and you repot it by burying the roots in medium, the roots will most likely rot as they are conditioned to air and circulation. The best way to repot in this situation is to not bury the roots but use very little potting medium. In time you can start adding medium to the pot.



Neil talked about Vandas. Vandas like a lot of water. They also like to dry out. It's best to pot them with a little bit of bark and/or rock—you can also use coconut, depending on your area. Coconut can hold too much moisture, so coconut will work best in a dryer climate. Vandas also like more light than Phalaenopsis but not full sun. You will need to water more and fertilize more. They should bloom about once or twice a year.

The Vanda root system can become very impressive and quite long. They do well exposed to air, and not as well confined in pots. Cement or clay pots are better with a little bit of medium.

Use larger chunks of bark or rock, small pieces of medium will rot. Vandas are monopodial meaning it has a single stem with leaves. It will grow bigger and bigger and may have keiki shoot from the sides.

Allen Yamada specializes in Dendrobiums. Allen says every grower has his/her own way of growing things and this goes for the general public. You have to find out on your own what



works best for you in your area. You wouldn't do the same thing in Kekaha as people living in Kaleheo. Conditions in each area are very different.

Allen continued. As Al mentioned, it is very important to provide the best air circulation. In most locations, this will be the area that most plants will do the best. If they don't do well there, keep moving the plant around until you find the best spot. Al plants his Phalaenopsis in his modified plastic pots. Allen prefers to put his in hanging wooden baskets. It's easier for him to handle. The only thing he plants in plastic pots is the reed-stemmed dendrobiums.

One of the audience members asked Al: "How do you make the slits in the plastic pots?" Al responded by saying he uses his grinder. "I change the head to a blade that makes a narrow cut and put the grinder in a vise facing up. I put on a mask and holding the pot, pull it down over the blade to cut the slit."

There was some discussion about the Vandas, how long the roots were and how to easily transplant them.

Neil said that after an orchid becomes a certain size, he does a "half transplant", that is he replaces the medium in the pot, but does not take the plant out of the pot. After a period of time, medium tends to break down. It might even have algae growing on it. He uses tweezers to remove as much as the medium as possible and adds in new medium. There is no need to take the plant out of the pot, and in fact, it is very difficult to take these plants out and you can damage them if you try.




## *GIOS Members Tour Na Aina Kai*

Members of the Garden Island Orchid Society gathered at Na Aina Kai Botanical Gardens for a special Saturday Tour on May 21, 2011. Those of us who attended wish to thank Anne Notley for arranging the tour and Gwen Teragawa for arranging the logistics of the tour such as car pooling and for the delicious hot lunch. We also wish to thank the tour guides for spending their Saturdays with us. One of them was a former member of the Club, Richard Maloney. Also thanks to Nancy Nakama, Mildred Konishi and other members for bringing orchid plants to donate to the orchid gardens.


Although many of us have been there before, there are always new surprises--a new sculpture or two, a recently hatched albatross chick, newly sprouted medicinal herbs. I saw several orchids of former GIOS member Wayne Ajimura. It is too bad more were not in bloom.

We would like to congratulate Na Aina Kai for being the only Hawaiian garden to be included in a recently published book entitled: ***Botanic Gardens: A Living History***. The book covers 85 gardens representing 50 countries. This book places our garden in the same league as the Royal Botanic Gardens Kew in London; the New York Botanical Garden and the United States Botanic Garden in Washington, DC.


*by Ada Koene*















**Garden Island Orchid Society**  
**Ada Koene, Editor**  
**P. O. Box 1624**  
**Koloa, HI 96756**



