

# Garden Island Orchid Society Newsletter

## May - June 2024

### President's Message

I want to say mahalo to all of our members who worked together through donations and hard work to make our Spring Show a success. There were many challenges, however we powered through all of it, including a record breaking storm. This was our first show since 2019 and the club delivered, and based off of attendance, I think our community was ready for it.



It is always amazing how an empty space can transform in a few hours into a beautiful display of orchids. The hard work and planning are well worth the effort when you see the look of wonder on folks faces as they take in the many orchids of our members. We encouraged our visitors to take pictures and I imagine over the years those photos will grace many homes and represent joyful memories for the visitors.


I also want to welcome all the new members who joined our club during our 2-for-1 membership special held at the show. We look forward to you joining us at our meetings and hope to share our joy of orchids with you.

Our next meeting is June 14<sup>th</sup>. We will have a short business meeting followed by a break for mingling and refreshments. Our program for the evening includes a talk by one of our members and orchid experts, James Keach, followed by a re-potting session. Look for details on both within this newsletter.

Elizabeth

### Next Meeting: Orchids 101

Are you new to orchids? Or a longtime grower interested in understanding some of the fussier technical definitions? Come hear about what makes an orchid an orchid, which orchids grow in Hawai'i, the basics of orchid names, and a few answers to common orchid questions!



Dr. James Keach is the University of Hawai'i extension agent for ornamental and landscape crops for Kaua'i, as well as the island's Master Gardener program coordinator. He is an Associate Judge with the American Orchid Society's judging program, and also the co-host of The Orchid Pod podcast.

### Upcoming Events

**Next General Meeting:** The next General Meeting is scheduled for **Friday, June 14, 2024** beginning at 6:00 p.m. at the [Hanapepe United Church of Christ](#).

**2024 General Meeting Schedule:** General meetings are scheduled for June 14, August 9, October 11, and December 6 at the [Hanapepe United Church of Christ](#).


**2024 Events:** *Stay Tuned*

The Garden Island Orchid Society is affiliated with the [American Orchid Society](#).



## April General Meeting

Elizabeth called the meeting to order. Last meeting's minutes were approved. Walt gave the Treasurer's Report, which was also approved.



## 2023 - 2024 Officers

President:

Elizabeth Borchelt

Vice-President:

Open Position

Secretary:

Kimberlee Kain

Treasurer:

Walt Weiss

Ex-Officio:

Teri Nakamoto

### Old Business:

Spring Show Planning was discussed including instruction on providing name tag information to Stella, signing up for volunteer slots during the show, providing greenery for the display and baked goods, delivering orchids for display at the Show, and plans for orchid sales.



Keiki orchid door prizes were awarded to every member in attendance as well as members who brought orchids for the display table.

### New Business:

Orchiata Bark Giveaway — Kauai Irrigation Supply kindly donated one bag of bark to be raffled off during the meeting. Kimberlee Kain was the lucky winner of the bark, commenting that she had lots of re-potting to do! **Quick update:** A few weeks later she had all of her re-potting finished and used up all of the bark. Awesome work Kimberlee!



## Next Meeting: Re-Potting Session

Re-potting is essential to the overall health of orchids. It provides the appropriate room and media needed for healthy growth and future blooming. Here are some critical points to determine when it's time for re-potting, and which orchid(s) to bring to our June re-potting session:

- Ideally when the plant is NOT in spike, nor in bloom
- Immediately AFTER blooming
- Newly purchased plant that is not in an ideal mix/media for that specific orchid, growing area, etc.
- Newly purchased plant is not in an appropriate pot for specific orchid, e.g., no airholes for proper air circulation
- New roots are emerging from the plant
- Signs of "soft" deteriorating potting mix/media
- Plant is too big for the pot; it needs to be either divided or put in a larger sized pot



*An overgrown orchid  
in need of re-potting*



It's also helpful for you and your orchid if the plant is watered well just prior to re-potting. There will likely be less damage to the roots, and it also makes it easier to remove the orchid from the current pot. Some of our members may not have plants ready to re-pot. So everyone is welcome to bring extra orchids for another member to practice re-potting on. GIOS will supply the new medium for your re-potting, bring your orchids, new pots, stakes, and any tools you might need.

For additional details, please refer back to page 3 of the [March/April 2002 GIOS newsletter](#).



## Learning Center with Al Sugano



Al shared with the group some great ideas and suggestions at the April Meeting's Learning Center. Here is a summary of his talk.

**Learning** – Everyone is always learning, this is true of us in our journey with our orchids. Whether we are just beginners with orchids, or have some experience, or are experts or growers, we all have questions. And many of those questions are the same. Beginners have lots of questions about what to do and how to do it. Experienced growers may have more insight and experience, but they are still faced with something new and different on a regular basis. Embrace the learning experience and don't be afraid to ask questions! We are all happy to share.

**Culture** – Understanding and addressing an orchid's culture to critical to its happiness. By culture we mean the amount of light, fertilizer, water, medium and pot desired by the orchid. Different types of orchids have different needs and by understanding and filling these needs properly, we can be more successful growing happy and healthy orchids.



Of these elements of culture, only the pot is artificial and foreign to the plant. Pots do not occur in nature. Think about your orchid's pots as you would raising a child. A young orchid should have its roots confined to protect them and minimize root rot. A 1-2" diameter pot is like a crib for this young orchid. As the orchid begins to outgrow its crib, it should be re-potted into a playpen, or a 2-3" diameter pot. Mature orchids move up to a queen size bed, a 4-5" pot

where the roots have room to grow. Al recommended a pot with a raised bump inside in the bottom, about 1/3 the height of the pot, to suspend the roots and help prevent rot, as well as having slits in the pot for good drainage. Clear pots help the roots with photosynthesis.



Culture Sheets for many varieties of orchids can be found here: [American Orchid Society Culture Sheets](#)

**Re-potting** – Orchids should be re-potted when they begin to overgrow a side or sides of their pot, when they have new roots growing over the edges of the pot, and/or when the media is beginning to break down.



**Favorites** – Al likes growing orchids that are easy to bloom and bloom multiple times per year, such as Dendrobiums. He also likes mini Cattleyas because they divide easily. If a Cattleya is filling its pot, and there is new growth on both sides of the plant, split the plant in two when re-potting and soon you will have two beautiful blooming plants!



**Diversity** – Once you feel comfortable with the culture and care for the orchids you have, consider branching out with a new type of orchid and learn about its culture. Try an orchid that is compatible with your current environment first!



## 2024 Spring Orchid Show

The GIOS Spring Orchid Show was a huge success! Thanks to all of you for participating and helping to make this an awesome experience. We had many community members reaching out and thanking us for once again holding the Show saying that they had truly missed it. After four years without a Show, we can all be proud of the event we hosted.



There are way too many people to thank individually, but thanks to our members who volunteered for one or many aspects of the show. Thanks to everyone who entered orchids in the display. The first place winners will be highlighted in this and the next newsletter. Thanks also to our vendors who supported the show in many different ways.



These photos were taken on a walk around the Show. See the following pages and the next issue of the Newsletter for photos of the winning orchids.



Mark Edlund giving his talk  
"All About Vandas"



Sale tables sponsored by GIOS (left)  
and Orchid Alley (right)



### Craft Table Divas

Robin Goss (center) - head honcho

Cindy Alquiza (left) and Paula Alquiza (right)  
- helpers extraordinaire



Orchid Care Corner and vanda display

Let's look forward to an even better Show in 2025!



## 2024 Spring Orchid Show Winning Orchids

The following pages are of the first place prize winners at the Show. We'll start with Den, Vandas, Oncidiums and Phrags this issue, and show the rest of the winners in the next issue. But first, the Best In Show!

*Brassidium Kenneth Bivin 'Santa Barbara' HCC/AOS*

Rebecca Indvik  
Oncidium Alliance



## Dendrobiums



*Den Love Memory 'Fizz'*  
Michelle Fastenau



*Den Anosmum Honohono*  
Sarah Paiste




*Den Anosmum 'ALBA'*  
Mark Edlund  
*Dendrobium white*



*Den (Somsak-Mary Mak) x Thongchai*  
Caryn Sakahashi  
*Dendrobium red*



*Den Palolo Sunshine x Coralie Breadsell*  
Nancy Nakama  
*Dendrobium yellow*



*Den White Dove x*  
Jaquelyn Thomas 'UniwaiMist'  
Kimberlee Kain



## 2024 Spring Orchid Show Winning Orchids (continued)

### Dendrobiums (continued)



Den HI Gem x Samarai  
Nancy Nakama  
*Dendrobium antelope* type




Den Bracteosum x Tania  
Orchid Alley



Den Royal Chip  
Michelle Fastenau



Den (Burana Fancy x Thongchai Gold)  
x (STRATIOTES x Coralie Breadsell)  
Nancy Nakama



Den Tiny Twister  
James Keach  
*Dendrobium* other

### Vanda Alliance



V Yellow Butterfly  
Orchid Alley  
Vanda yellow



Trichoglottis  
fasciata  
James Keach



V Manuvadee  
Orchid Alley  
Vanda pink

## 2024 Spring Orchid Show Winning Orchids (continued)

### Oncidium Alliance



Btcm Hwuluduen  
Caryn Sakahashi  
Hybrid/Species



Incdm Popcorn Highlands  
Caryn Sakahashi  
Other hybrid



Oip Goldfire  
Mark Edlunc  
Miltonia hybrid/species

### Phragmipedium



Dtps ChianXen Queen x  
Diamond Beauty-Harlequin  
Kimberlee Kain




P Stuartiana Tipo x sib  
Orchid Alley  
Species



Phal Penny Love  
Michelle Fastenau  
Other color

### Vanda Alliance (continued)

V Manuvadee  
Orchid Alley  
Vanda blue



Blra Big Shot 'Hilo Sparkle'  
Elizabeth Borchelt  
Multi-generic hybrids



Phal Lemonade  
Stella Sthimatsu





[www.gardenislandorchidsociety.org](http://www.gardenislandorchidsociety.org)

David Fastenau, Editor  
Garden Island Orchid Society  
PO Box 384  
Kalaheo, HI 96741



Stay connected with GIOS on Facebook at:  
<https://www.facebook.com/gardenislandorchidsociety/>

Scan this QR code to go  
to the GIOS website:



American Orchid Society Article:  
[May and June Orchid Checklist \(aos.org\)](http://aos.org)



### GIOS T-Shirts Still Available

GIOS T-shirts are still available for purchase. Available in a variety of sizes, these are high quality crew neck t-shirts with the GIOS logo on the front.


The t-shirts are \$15 each and are great for members to wear or to give as gifts to other orchid lovers.

Funding from the shirts supports the operation of the club.

### GIOS Cookbook For Sale

The GIOS Cookbook is still available for purchase. One of our Society's largest fund raisers, this cookbook is filled with favorite recipes from many of our members along with photos of beautiful orchids. You have probably eaten some of these delicious dishes at one of our pot luck dinners.

The GIOS Cookbook is only \$10 each. Get one for yourself and give one to a friend!



Newsletter photos courtesy David Fastenau, Elizabeth Borchelt and Paul Brun